

SELCO G-Line

Generator Protection Relays



- 3 Phase overcurrent
- Over- and/or undervoltage
- Over- and underfrequency
- Reverse or forward power
- For line-line or line-neutral
- Adjustable trip level, time delay and hysteresis
- Phase monitor (G3300)
- Preset push button defines reference
- Instant pick-up and delayed trip
- Two separate contacts for pick-up and trip
- LED based indication of relay status
- Optional external reset with latch function
- A single variant covers all voltages
- Optional PC based configuration (RS232)
- Flame retardant DIN rail enclosure

SELCO G-Line for Land-based Applications

SELCO's new G-Line Generator Protection Relays are mainly intended for use in land-based applications. The G-Line range of relays provides an efficient solution in applications where cost of materials is the main issue.

Despite a low cost, the G-Line relays still provide a number of ground-breaking features not presently offered by the competing relays.

Installation

The SELCO G-Line Generator Protection Relays are easy to install. The relays are housed in a compact enclosure for DIN rail mounting or fixation by two ordinary screws. The design matches that of the well proven SELCO T-Line product range.

Configuration

Configuration and setup is easier than ever. Despite the use of modern micro-processor technology, adjustment dials are maintained in order to make configuration and test as easy as possible. The reference current, voltage or frequency is easily set by briefly activating a small push button (PRESET).

Indications and Relays

The state of the contact sets inside the relay is clearly indicated by LEDs located on the front plate. There is one LED for power, one LED for pick-up (activates when the set-point is exceeded) and one LED to indicate the state of the trip relay. The pick-up relay has one contact set and the trip relay has two contact sets.

One relay covers all voltages

One variant covers all voltages (nominal 63 to 690V AC). An external supply of +24V DC is required.

Advanced Configuration

The SELCO G-Line Generator Protection Relays provide the optional feature of advanced PC based configuration (using a standard ANSI terminal). An optional programming kit (G0100) will allow the user to reconfigure the function of the relay, as well as the minimum/maximum scales of the dials.

This makes the G-Line relays even more flexible and versatile to customers requiring adapted functionality. The front plate of the relay can be customized as well.

Design

G-Line relays are single function units. The single variant principle is an advantage, as one version covers all voltages.

However, it is possible to choose (using the optional programming kit G0100) whether the relay is for e.g. under-current or overcurrent.

Features include a level preset function (for reference definition), all optional functions onboard (e.g. latching), PC based configuration of scales, set points etc.

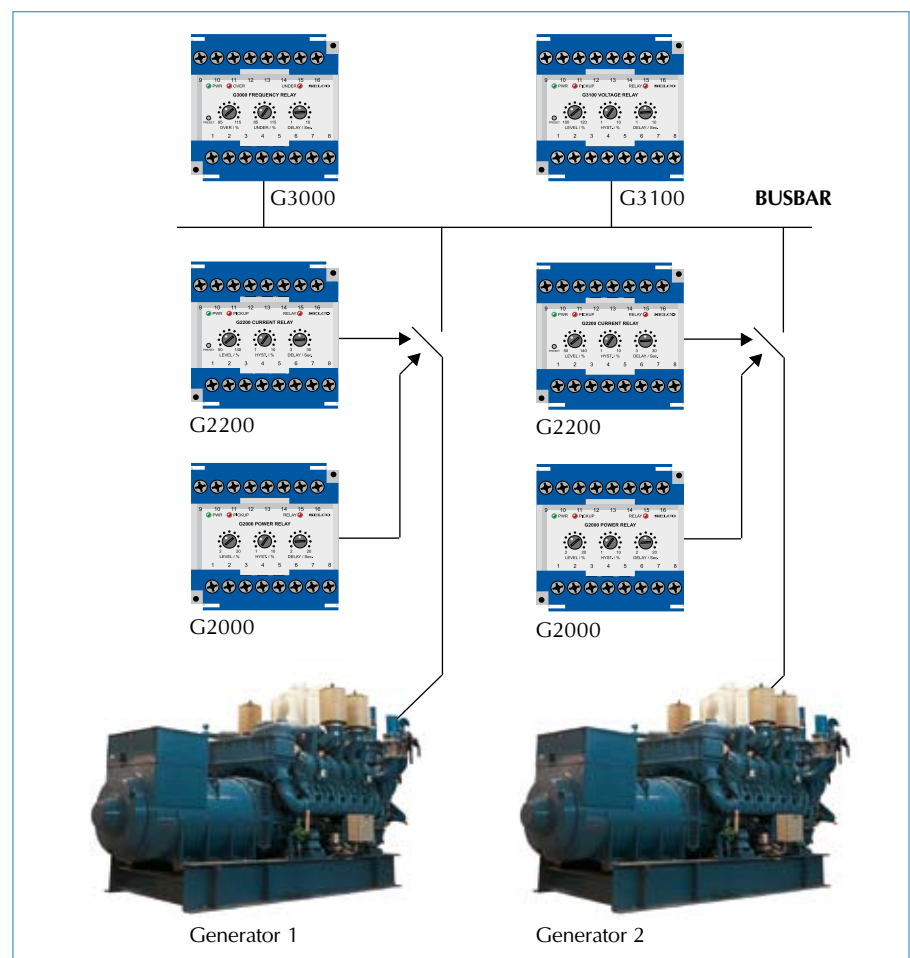




Figure 1: The connection of the G-Line Relays.

Specifications


(Specifications in parentheses require setup by serial link)



G2000 Power Relay



G2200 Current Relay




G3000 Frequency Relay

Function	Reverse Power (Forward Power)	Overcurrent (Undercurrent)	Over- and Underfrequency
Supply	8-36V DC/0.75W at 24V DC	8-36V DC/0.75W at 24V DC	8-36V DC/0.75W at 24V DC
Input voltage	63 to 690V AC \pm 30%		63 to 690V AC \pm 30%
Input current	5A CT, max. 10A	5A CT, max. 10A	
Frequency	35 to 75Hz	35 to 75Hz	35 to 75Hz
Trip level	RP: 2 to 20% (max. 2 to 50%) FP: 50 to 140% (max. 50 to 150%)	50 to 140% (max. 10 to 150%)	OF: 85 to 115% (max. 75 to 125%) UF: 85 to 115% (max. 75 to 125%)
Hysteresis	1 to 10% (max. 1 to 50%)	1 to 10% (max. 1 to 50%)	
Delay	2 to 20sec. (max. 1 to 360sec.)	3 to 30sec. (max. 1 to 360sec.)	1 to 10sec. (max. 1 to 360sec.)
Relay rating	380V AC, 5A, 1250VA 150V DC, 5A, 120W	380V AC, 5A, 1250VA 150V DC, 5A, 120W	380V AC, 5A, 1250VA 150V DC, 5A, 120W
Pick-up relay			
- Normal state	ND (NE)	ND (NE)	
- Latching	Non-latching	Non-latching	
Trip relay			
- Normal state	ND (NE).	ND (NE)	
- Latching	Non-latching (latching)	Non-latching (latching)	
Overfrequency relay			
- Normal state			NE (ND)
- Latching			Non-latching (latching)
Underfrequency relay			
- Normal state			NE (ND)
- Latching			Non-latching (latching)
Reset	Automatic (manually by terminal 11)	Automatic (manually by terminal 11)	Automatic (manually by terminal 11)
Accuracy	\pm 5%	\pm 5%	\pm 5%
Repeatability	\pm 1%	\pm 1%	\pm 1%
Serial link	RJ11-modular	RJ11-modular	RJ11-modular
Operating temperature	-20° to 70° C	-20° to 70° C	-20° to 70° C
EMC	EN50263	EN50263	EN50263
Burn-in	50 hours before final test	50 hours before final test	50 hours before final test
Enclosure material	Polycarbonate. Flame retardant	Polycarbonate. Flame retardant	Polycarbonate. Flame retardant
Weight	0.3kg	0.3kg	0.3kg
Dimensions	73 x 75 x 114mm (HxWxD)	73 x 75 x 114mm (HxWxD)	73 x 75 x 114mm (HxWxD)
Installation	35 DIN rail or two 4mm (3/16") screws	35 DIN rail or two 4mm (3/16") screws	35 DIN rail or two 4mm (3/16") screws


The specifications are subject to change without notice.

Specifications


(Specifications in parentheses require setup by serial link)



G3100 Voltage Relay



G3300 Voltage Relay



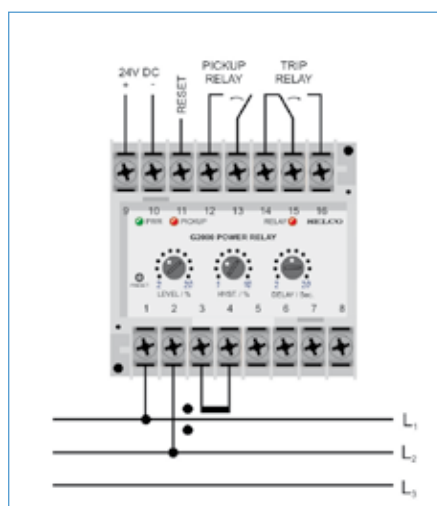
G3600 Voltage Relay

Function	Overvoltage (Undervoltage)	3 Phase Overvoltage (Undervoltage)	Over- and Undervoltage
Supply	8-36V DC/0.75W at 24V DC	8-36V DC/0.75W at 24V DC	8-36V DC/0.75W at 24V DC
Input voltage	63 to 690V AC \pm 30%	63 to 690V AC \pm 30%	63 to 690V AC \pm 30%
Frequency	35 to 75Hz	35 to 75Hz	35 to 75Hz
Trip level - 1st trip level - 2nd trip level	100 to 120% (max. 70 to 130%)	100 to 120% (max. 1 to 130%)	80 to 120% (max. 70 to 130%) 80 to 120% (max. 70 to 130%)
Hysteresis	1 to 10% (max. 1 to 50%)	1 to 10% (max. 1 to 50%)	
Delay	1 to 10sec. (max. 1 to 360sec.)	1 to 10sec. (max. 1 to 360sec.)	1 to 10sec. (max. 1 to 360sec.)
Relay rating	380V AC, 5A, 1250VA 150V DC, 5A, 120W	380V AC, 5A, 1250VA 150V DC, 5A, 120W	380V AC, 5A, 1250VA 150V DC, 5A, 120W
Phase monitor		Phase failure, phase order & symmetry	
Pick-up (phase) relay - Normal state - Latching	ND (NE). Non-latching	ND (NE) Non-latching	
Trip relay - Normal state - Latching	ND (NE) Non-latching (latching)	ND (NE) Non-latching	
Overvoltage relay - Normal state - Latching			ND (NE) Non-latching
Undervoltage relay - Normal state - Latching		Automatic	NE (ND) Non-latching (latching)
Reset	Automatic (manually by term. 11)	\pm 5% \pm 1% RJ11-modular	Automatic (manually by term. 11)
Accuracy	\pm 5%	\pm 1%	\pm 5%
Repeatability	\pm 1%		\pm 1%
Serial link	RJ11-modular	-20° to 70° C	RJ11-modular
Operating temperature	-20° to 70° C	EN50263	-20° to 70° C
EMC	EN50263	50 hours before final test	EN50263
Burn-in	50 hours before final test	Polycarbonate. Flame retardant	50 hours before final test
Enclosure material	Polycarbonate. Flame retardant	0.5kg	Polycarbonate. Flame retardant
Weight	0.3kg	73 x 75 x 114mm (HxWxD)	0.3kg
Dimensions	73 x 75 x 114mm (HxWxD)	35 DIN rail or two 4mm (3/16") screws	73 x 75 x 114mm (HxWxD)
Installation	35 DIN rail or two 4mm (3/16") screws		35 DIN rail or two 4mm (3/16") screws

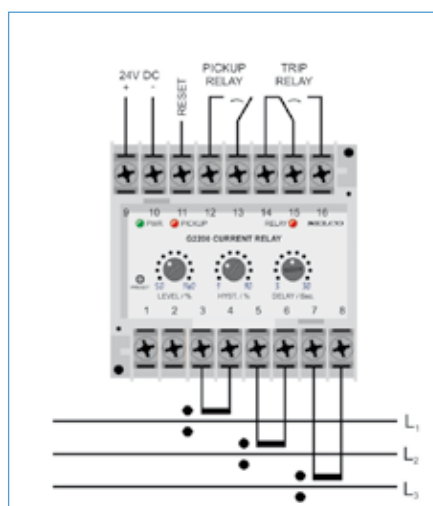
The specifications are subject to change without notice.

Selco G-Line

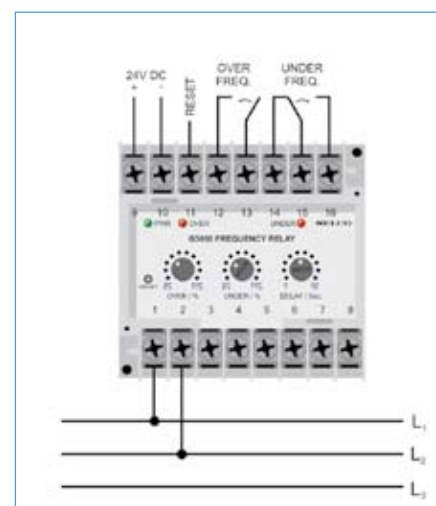
Connections



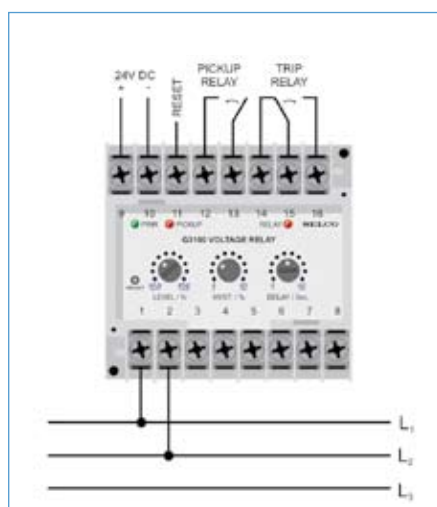
G2000 Power Relay



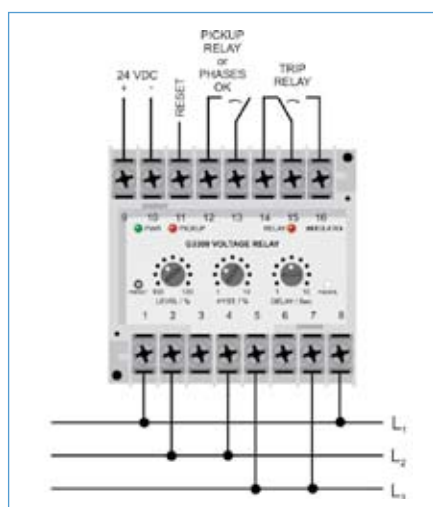
G2200 Current Relay



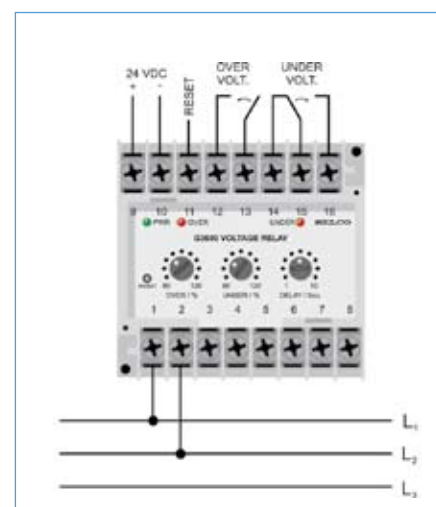
G3000 Frequency Relay



G3100 Voltage Relay



G3300 Voltage Relay

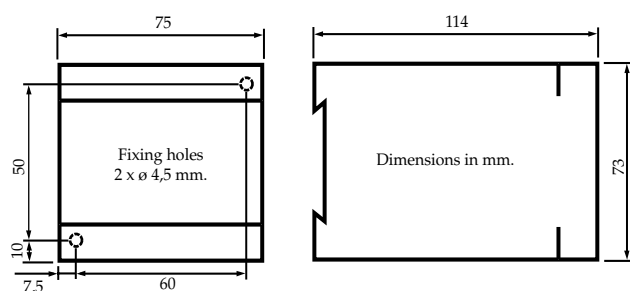


G3600 Voltage Relay

SELCO's product philosophy is to offer easy-to-install, serviceable and reliable modular system components for mounting on switchboards and control consoles.

Systems based on such components provide high flexibility, easy troubleshooting and require very little maintenance and service, which give our customers a low Total Cost of Ownership (TCO).

Dimensions.





SELCO Worldwide

- SELCO Denmark
- SELCO subsidiary
- SELCO representation
- Area of supply

Argentina
 Australia
 Austria
 Belgium
 Brazil
 Bulgaria
 China
 Croatia
 Czech Republic
 Egypt
 Finland

France
 Germany
 Greece
 Hong Kong
 Hungary
 Iceland
 India
 Indonesia
 Iran
 Italy
 Japan
 Korea

Malaysia
 Morocco
 Netherlands
 Norway
 Pakistan
 Philippines
 Poland
 Portugal
 Romania
 Russia
 Singapore
 South Africa

Spain
 Sweden
 Taiwan
 Thailand
 Turkey
 Ukraine
 United Kingdom
 U.S.A.

Main Office:
 SELCO A/S
 Betonvej 10
 DK- 4000 Roskilde
 Denmark
 Phone: + 45 - 70 26 11 22
 Fax: + 45 - 70 26 25 22
 e-mail: selco.dk@selco.com
 www.selco.com

